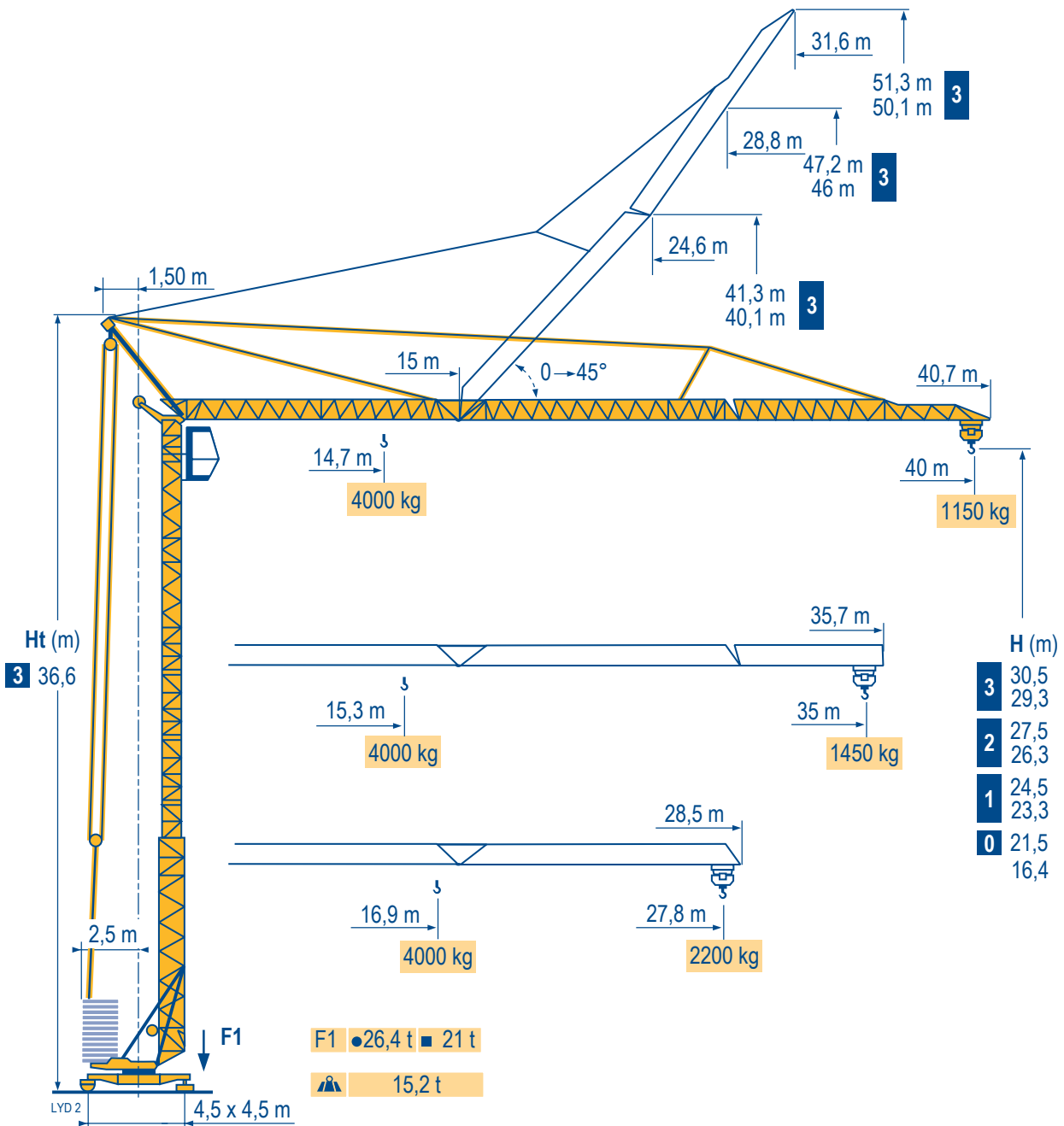


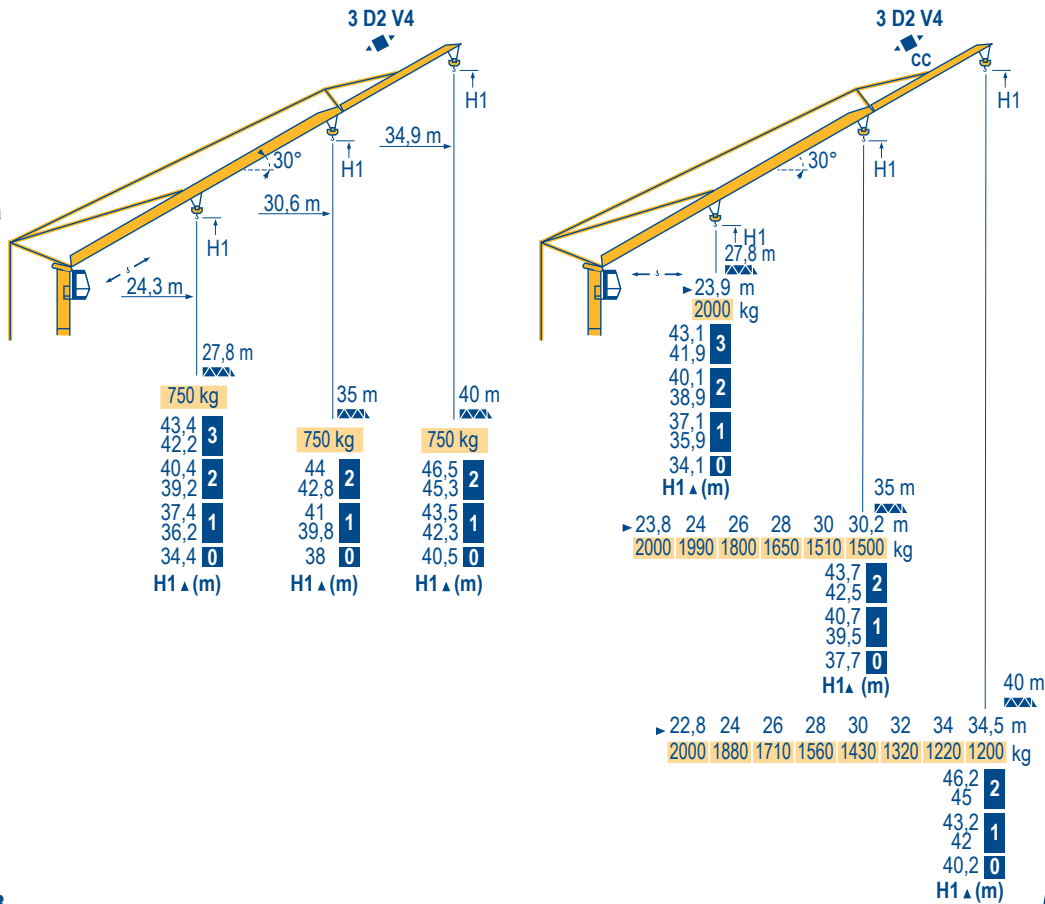
## GTMR 336 B



Courbes de charges	40 m	2,8	14,7	16	18	20	22	24	26	26,3	28	30	32	34	36	38	40 m	
Lastkurven			4000	3600	3110	2740	2440	2190	1980	-	1810	1660	1530	1420	1320	1230	1150	kg
Load diagrams										2000	1860	1710	1580	1470	1370	1280	1200	kg
Curvas de cargas	35 m	2,8	15,3	16	18	20	22	24	26	27,6	28	30	32	34	35 m			
Curve di carico			4000	3800	3290	2890	2570	2310	2100	-	1920	1760	1620	1500	1450			kg
Curva de cargas										2000	1970	1810	1670	1550	1500			kg
	27,8 m	2,8	16,9	18	20	22	24	26	27,8 m									
			4000	3720	3270	2920	2630	2390	2200									kg
										2000								kg

Flèche relevée  
Ausleger in Steilstellung  
Luffing jib  
Flecha izada  
Braccio impennato  
Lança inclinada

LVD 1



GTMR 336 B

POTAIN



F

Chariot distributeur  
Chariot distributeur et courbes de charges



D

Verfahrbare Laufkatze  
Verfahrbare Laufkatze und Lastkurven

GB

Traversing trolley  
Traversing trolley and load diagrams

E

Carro distribuidor  
Carro distribuidor y curvas de cargas

I

Carrellino distributore  
Carrellino distributore e curve di carico

P

Carro distribuidor  
Carro distribuidor e curva de cargas

Réactions en service  
Réactions hors service  
A vide sans lest (ni train de transport) avec flèche et hauteur maximum.

Reaktionskräfte in Betrieb  
Reaktionskräfte außer Betrieb  
Ohne Last, Ballast (und Transportachse), mit Maximalausleger und Maximalhöhe.

Reactions in service  
Reactions out of service  
Without load, ballast (or transport axles), with maximum jib and maximum height.















Reacciones en servicio  
Reacciones fuera de servicio  
Sin carga, sin lastre, (ni tren de transporte), flecha y altura máxima.

Reazioni in servizio  
Reazioni fuori servizio  
A vuoto, senza zavorra (ne assali di trasporto) con braccio massimo e altezza massima.

Reacções em serviço  
Reacções fora de serviço  
Sem carga (nem trem de transporte)- sem lastro com lança e altura máximas.

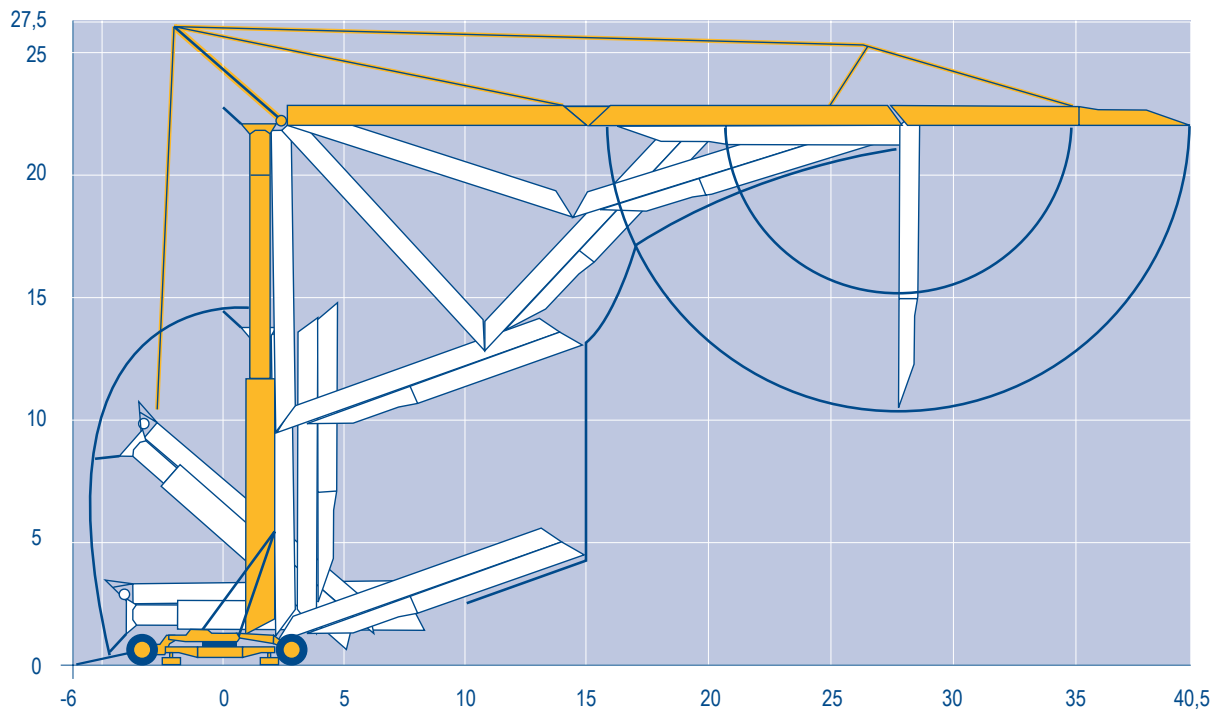
Mécanismes  
Antriebe  
Mechanisms  
Mecanismos  
Meccanismi  
Mecanismos

LYD 2

									ch - PS hp	kW
										
	20 TDPC 10	m/min	8	25	50	4	12,5	25	20	15
		kg	2000	2000	1300	4000	4000	2600		
	20 LVF 10	m/min	5	25	50	2,5	12,5	25	20	15
		kg	2000	2000	1300	4000	4000	2600		
	3 D2 V4	m/min	22 - 44						4	3
	RCV 32	tr/min U/min rpm	0 → 0,8						4	3
 R ≥ 8 m	TVD 122	m/min	25						2 x 2	2 x 1,5
	TB 122	m/min	25						2 x 2	2 x 1,5
CEI 38  IEC 38			kVA							
400 V (+6% -10%) 50 Hz			25 kVA							

Montage  
Montage  
Erection  
Montaje  
Montaggio  
Montagem

LYD 1



GTMR 336 B

**POTAIN** 



**F**

Levage  
Distribution  
Orientation  
Translation

**D**

Heben  
Katzfahren  
Schwenken  
Kranfahren

**GB**

Hoisting  
Trolleying  
Slewing  
Travelling

**E**

Elevación  
Distribución  
Orientación  
Traslación

**I**

Sollevamento  
Distribuzione  
Rotazione  
Traslazione

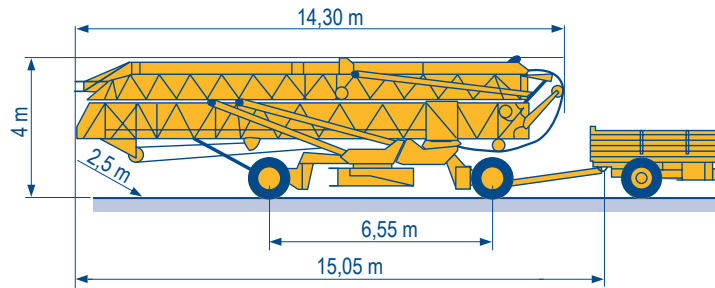
**P**

Elevação  
Distribuição  
Rotação  
Translação

Transport  
 Transport  
 Transport  
 Transporte  
 Trasporto  
 Transporte

15A/25A

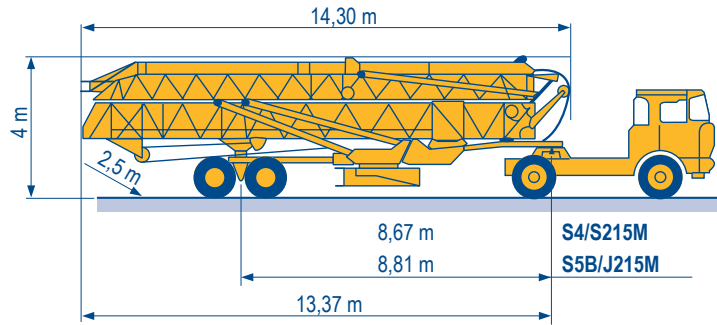
DJ126M/S215M



LYD 1

S4/S215M

S5B/J215M



S4/S215M

S5B/J215M



Document commercial non contractuel. Pour toute information technique se référer à la notice correspondante.

Unverbindliches Vertriebsdokument. Für technische Informationen, siehe die entsprechenden Anweisungen.

This commercial document is not legally binding. For any technical information, please refer to the corresponding instructions.

Documento commercial non contractuel. Para cualquier información técnica, ver la noticia correspondiente.

Documento commerciale non vincolante, per tutte le informazioni tecniche fare riferimento al catalogo istruzioni.

Documento comercial não contratual. Para qualquer informação técnica complementar consultar as respectivas instruções.



18, rue de Charbonnières - B.R.173  
 69132 ECULLY Cedex - France

Tél. : +33 (0) 4 72 18 20 20  
 Fax. : +33 (0) 4 72 18 20 00  
 www.manitowoccrane.com



**Americas**  
 Tel : +1 888 479 7278  
 Tel : +1 717 593 2000

**Europe - Middle East - Africa**  
 Tel : +33 (0) 4 72 81 50 00  
 Tel : +44 (0) 191 522 2000

**Asia - Pacific**  
 Tel : +65 6264 1188  
 Fax : +65 6862 4142

www.manitowoccrane.com

**GTMR 336 B**  
 Réf. 2003 48 LYD 3

Copyright.Reproduction interdite © POTAIN 2003

Réalisation Secloc